

**WELCOME BACK
CES STUDENTS AND
FAMILIES!**

HOME OF THE COUGARS!




CES ADMINISTRATIVE TEAM

ROBIN MALCOTTI

PRINCIPAL

LAUREN SLATTERY

ASSISTANT PRINCIPAL



Joining Us This Evening....

- **Jen Palich, School Counselor.....Monitoring Chat Box**
- **Eileen Volker, Technology Teacher**
- **Adriana Bock, Spanish Interpreter...Monitoring Chat Box**
- **Welcome to Other CES Staff Members**

Topics We Will Cover:

Cleaning & Safety

Meals

Cafeteria, Restrooms & Classrooms

Water Fountains, Signage & Hallways

Recess

Arrival & Dismissal

Bus Safety

Related Arts

Visitors to the Building

Technology

PPE

Attendance & Dates of Return

Instruction & Supplies

Early Dismissals

Master Schedule


School Hours

Tips, Bus Route Info & A/B Group


Q & A

**Our CES Students and
Staff Health and Safety
are our #1 Priority!**

PLEASE WEAR



A MASK



Cleaning and Safety Protocols at CES

- Facilities will be cleaned and disinfected more frequently during the day and every evening, with special emphasis on frequently touched surfaces and restrooms, which include desks, chairs, door handles, water fountains, hallways, sink fixtures, toilets, dispensers and other surfaces.
- Hand sanitizer will be located throughout the buildings and in areas such as the front entrance, cafeteria, media center and gym
- All classrooms will be provided access to cleaning supplies and hand sanitizer.
- Instructional activities will be structured to minimize the need to exchange materials.
- If sharing of materials is required, cleaning supplies and hand sanitizer will be used to disinfect surfaces and hands.



HCPSS Meal Services Information



- Free meals will be available to all students until the end of the 2020-2021 school year.

Students Returning to School In-Person Five Days a Week (Group E)

- Students will come to the cafeteria to receive free breakfast, which will be eaten in the classroom or other designated spaces. Free snacks will be provided at lunch for students to take home at the end of the school day.
- Students will come to the cafeteria to receive lunch, which will be eaten in the cafeteria or other designated areas. Social distancing and other safety measures will be enforced.
- Students are expected to wear masks before and after eating their meals.
- All food will be individually wrapped or packaged.
- Students will not be permitted to self-serve any items, including food, milk, condiments, and utensils.
- Meals will be available for pick up on Wednesday and will include the following: ○ Supper for five days ○ Weekend meals (includes breakfast, lunch, snack, and supper for two days)
- Pre-ordering is not available

Students Returning to Schools In-Person Two Days a Week (Group A and Group B)

- **Students will come to the cafeteria to receive free breakfast, which will be eaten in the classroom or other designated spaces on the days they are in-person. Free snacks will be provided at lunch for students to take home at the end of the school day.**
- **Students will come to the cafeteria to receive lunch, which will be eaten in the cafeteria or other designated areas. Social distancing and other safety measures will be enforced. All food will be individually wrapped or packaged.**
- **Students will not be allowed to self-serve any items, including food, milk, condiments, and utensils.**
- **Meals will be available for pick up on Wednesday and will include the following:**
 - **Breakfast, lunch, snack for three days.**
 - **Supper for five days.**
 - **Weekend meals (includes breakfast, lunch, snack, and supper for two days).**
- **Pre-ordering is not available.**

New Information about CES Meal Site

- No meals will be picked up inside schools. Students are not allowed in schools unless they are in Group A, Group B, or Group E according to their in-person schedule.
- There will be no pick-ups on Tuesday and Friday.
- Effective March 1st, pick-up times at all meal sites will change as follows: ■
Elementary schools: 7:45 am - 8:45 am.
- Students/parents/guardians will continue to have the flexibility/option to go to any of the designated meal distribution sites that are most convenient for meal pick-ups

Cafeteria Procedures at CES

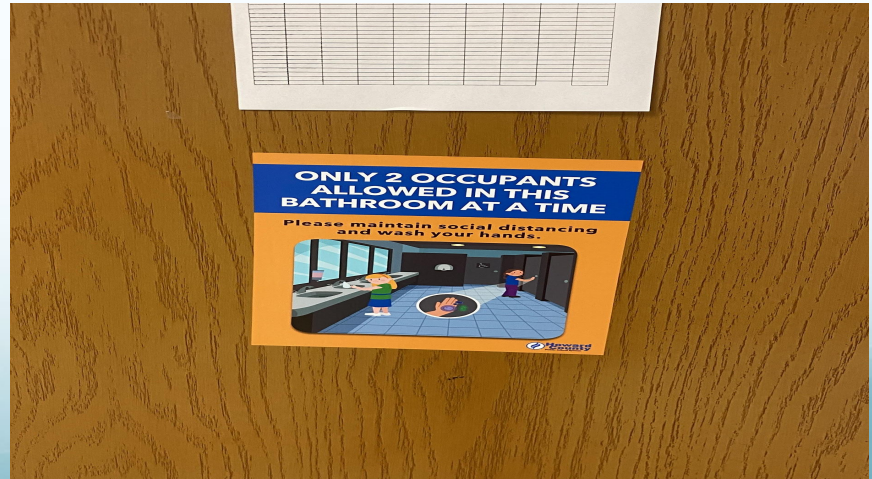
- Students will eat in the cafeteria.
- Students will only be able to sit at individual desks, not lunch tables.
- Desks will be placed 6 feet apart in the cafeteria to maximize the total number of students we can fit at once.
- We will be teaching and encouraging students to keep their masks on in the cafeteria unless they are actively putting food or drink into their mouths.
- There will be no grades eating together - each grade will have their own dedicated lunch shift.
- ALL students will have access to free Grab-n-Go lunches every day for the remainder of the school year, regardless of previous eligibility for FARMS. We will be encouraging all students to take advantage of this federally grant-funded opportunity.
- Because of the Grab-n-Go nature, students will not need to memorize PIN numbers or use the point of service machine in the cafeteria.
- For those students who chose to bring their lunches, please items that your child can open independently.

Cafeteria at CES During Hybrid Learning



Restrooms at CES

- To promote social distancing in bathrooms, only two occupants will be allowed at a time and restrictions are indicated on signage outside of each bathroom.
- Social distancing signage on the floor/wall will assist with maintaining 6ft of distance while waiting to use the restrooms.
- Some sinks, urinals, and stalls will be removed from service to allow for appropriate social distancing.



Classrooms at CES During Hybrid

- Classroom configurations will not be consistent with one another due to varying square footage and room layouts.
- Students desks will be spaced 6 feet apart
- There will be a designated area for instructional staff
- There will be limited sharing of classroom supplies
- Students will remain 6 feet apart in learning spaces without desks.
- Some students' developmental needs may preclude them from maintaining distances of 6 ft apart.

Pictures of CES Classrooms

**Primary Grade
Classroom**



**Intermediate
Grade Classroom**



Pictures of CES Classrooms



**Kindergarten
Classroom**



**Primary
Classroom**



Kindergarten Classroom

Water Fountains Status

- The water fountains will **not** be shut off.
- However, there will be signage posted at all hallway water fountains, indicating that they should be used for **refilling water bottles only**.
- Students will be asked to bring a water bottle with them to school each day.



Signage and Hallways

- Signage is expected to be highly-visible and posted/placed throughout school facilities to remind and reinforce social distancing, the wearing of face coverings, and hand sanitizing (washing with soap and water or the use of hand sanitizing stations).
- Signage will comply with the CDC's recommendations and standards pertaining to reopening of schools. Building flow will be determined on a school-by-school basis by the school's principal and administrative staff.
- Signage will be provided to reinforce building flow patterns, (one way stairwells, hallways, etc.).



In-Person Transitions at CES

- Students will be in their homeroom classes for ELA and Content. They will transition for math classes if they have a different teacher. They may transition for special support services as space allows. All students will transition for lunch and recess.
- Related arts classes will also be held in the designated related arts classrooms. For example, art classes will be held in the art room.
- There will be physical distancing marks in all hallways and transition areas such as the cafeteria, restrooms, arrival areas, and recess. Students will be directed to look at the "blue marking" tape on the floor of the school.

Recess Procedures at CES

Recess Guidelines for Hybrid Model

- Face masks are to continue to be worn during indoor and outdoor recess
- Have extra masks available for students
- Students should be provided the opportunity to wash their hands/use hand sanitizer immediately before, during and after recess
- Students should have access to hand sanitizer during outdoor recess
- Students should maintain social distancing of 6 feet or more during recess
- Students should not engage in contact activities
- Students **can** use the playground structures and **share** equipment during recess

Arrival/Dismissal Procedures at CES

- Students will be arriving or dismissing to and from school either by school bus, car rider, or as a walker.
- There are designated areas of the school for arrival/dismissal of CES students.
- Our bus lanes are directly out front of the school. Dismissal will be staggered in order to adhere to CDC safety guidelines.
- Car riders are dropped off/picked up from RHHS side (Grades 1, K, and 5) and CES parking lot (Grades 2, 3, and 4).
- If siblings, it goes by the grade of the youngest.
- Walkers are dismissed by doors by the portables and RHHS.
- Backpacks will be tagged with transportation information for all hybrid students.

Bus Transportation During Hybrid

- Buses will use a “drop and go” approach to unload students at the school sites rather than waiting for all buses to arrive and offloading simultaneously. This will alleviate any idle time in the bus loop and get the students off the bus quickly and safely in a staggered fashion.
- Circulation of air through the bus is paramount, therefore all driver and passenger windows and the roof hatches will be fully open, weather permitting, on buses not equipped with air conditioning
- Due to the increased air flow, students should wear clothing that is appropriate for outdoor air temperatures.
- For each route bus, the school system will provide one spray bottle of cleaning solution for use on high touch areas.
- Following the Maryland Recovery Plan for Education and the CDC recommendations, HCPSS will limit one student per seat on the bus, while keeping the seat directly behind the driver open.
- Students who are siblings or who reside in the same household may be allowed to sit together.
- Students will have assigned seats and the seat will be based on the route to minimize contact while entering and exiting the bus.



Related Arts at CES



Media



Gym/PE

Art Room



Music Room

Visitor Protocols During Hybrid

- Visitors are not permitted under HCPSS Infectious Disease Plan.
- Exceptions are made for emergency services, contractors, and special situations.
- No walk-in visitors are permitted.
- As much as possible, appointments to meet with parents and customers should be accommodated via telephone, video conference, or other suitable technology.
- When a face-to-face visit is necessary, the school or office must schedule an appointment time with the visitor.



Visitor Protocols Cont'd

There are steps that are followed when a visitor comes to the school building.

- Once the visitor has arrived at the building and parked, they must call the school/office to check-in.
- The administrator, or staff member admitting the visitor, must ask the health screening questions listed above as part of the employee self-screening protocol.
- If visitors are suspected to be sick and/or have recently experienced COVID-19 symptoms, they are not permitted to enter the building and must reschedule.
- Visitors who pass the health screening should be instructed to access the building through the front doors or appropriately designated entrance and be greeted by an employee, who will wear a mask, for escort to the appointment.
- Hand sanitizer should be available for visitor use upon entry.
- Visitors must wear a mask, enter the building alone, and follow social distancing guidelines.
- Any family members or friends accompanying the visitor will be asked to remain outside or in a vehicle unless otherwise approved by administration. (For ex. baby/small child, meeting with both parents/advocate)
- There will be a table or drop box in the vestibule or front entry hallway to allow parents or others to drop off items for students and/or staff.

Technology Expectations for Hybrid Students

- Students have been provided with a school-issued Chromebook and should bring the charged device and power cord, as well as any optional peripheral devices that support their use of the device, including headphones.
- Classroom environments are all equipped to provide wireless internet access for all students and staff
- Classrooms are equipped with a document camera and LCD projector.

CES Student and Staff PPE

- All students who are two years of age or older and staff will be required to wear face coverings (masks). If staff or families provide their own mask, it must comply with CDC recommendations for non-valved, multi-layer cloth masks to prevent transmission of COVID-19.
- The mask must cover a person's mouth and nose to prevent spread of respiratory secretions when they are talking, sneezing, or coughing.
- Students and staff may wear a gaiter if they already have a face mask underneath the gaiter; they cannot be worn alone. Exceptions to this are staff and students with a physician-documented health condition(s) that prohibit wearing a face covering safely and may include students with disabilities.
- A supply of PPE has been provided to all schools based on the guidelines provided by the Centers for Disease Control and Prevention. The following has been provided to schools and offices:
 - Nitrile gloves for all staff
 - Reusable, 3-ply cotton face masks for all staff and students
 - Clear face masks to support individuals with hearing/speech needs
 - Supply of disposable masks for school use as needed
 - Hand sanitizer
 - Desk shields and tabletop sneeze guards, where required
 - Face shields for all staff and students
 - Disinfectant wipes
 - Extra facial tissues
 - N95 respirators, for nurses/health assistants

CES Student and Staff PPE Cont'd

- Sufficient quantities of PPE will be provided to meet staff and student needs throughout the remainder of the 2020-2021 school year.
- Staff will instruct students on proper social distancing, mask wearing and hand washing.
- Staff will utilize the HCPSS code of conduct to ensure that students adhere to safety expectations and protocols when appropriate.

Attendance

There will be changes in how attendance beginning with the return of students to in-person instruction on March 1, 2021.

- An in person student will be considered "tardy" if they are 20 or fewer minutes late to class.
- There will be the ability to specify whether a student attended class in person or virtually.
- If a student does not attend instruction either in-person or virtually, then the teacher must go into Synergy and mark the student as absent for that period.
- On Wednesday, the same criteria currently in place for Wednesday attendance will be followed.

What are the return dates for In-Person Students?

- Week of March 1: Students identified for the 5-days-per-week program (Group E)
- Week of March 15: Students in grades K, 1, 2 (A/B + E)
- Week of March 29: Students in grades 3, 4, 5 (A/B +E)



What will classroom instruction look like?

- The teacher will be teaching the students in-person and the students virtually at the same time, which may include whole group activities, small group activities, and independent assignments.
- The students will be using the Chromebook for in-person learning.
- As is the case even when all students are in-person, instruction will consist of a combination of synchronous and asynchronous work through teacher-led lessons, assignments, group work, and homework.
- Virtual students will join on Google Meet at their designated times. There will be 5 minute transition breaks for virtual students to have movement, while in-person students move to different areas, and teachers can log into different google meets.
- All schedules for both virtual and in-person students will change beginning March 1st.

What Supplies Should My Child Bring Daily?

- Chromebook and Charger
- Water bottle
- Backpack
- School supplies such as pencils, markers, highlighters, crayons, glue,
- Headphones
- Lunchbag



What if I have to drop off or pick up something at CES?

Entry into the Building

- For health and safety, CES students and staff will be the only ones permitted inside the building. Families and guests may enter the front vestibule with masks.

Front Vestibule Procedures

Forgotten Items (lunches, instruments, etc): You may drop off on the cart/table area designated in the vestibule. Once the weather is warmer, we will place this cart/table outside under the awning area of the front doors of the school. Please label the item with your student's name and teacher.

Pick up: Some items will be labeled with your child's name so that you can pick up from the table in the vestibule/awning area. If the item is personal/valuable, then you can call the front office and we can pass it to you either in the vestibule or outside.

What if my child has an early dismissal or change in dismissal?

Early Dismissal Procedures:

- Call the school once you have entered school property so we can contact your child to get ready.
- Come to the office door in the front office vestibule and ring the bell. Be prepared to show identification to the front office staff.
- Sign your child out on the Early Dismissal sheet.

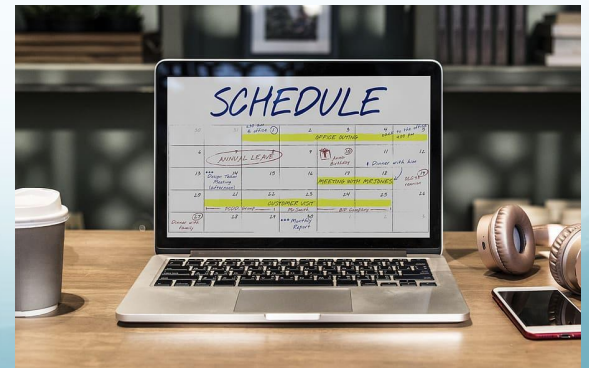
Change of Dismissal Procedures:

- Before 3:30pm, email the teacher if there is a change.
- After 3:30pm, call the front office.

CES Master Schedule

Please be sure to check out our new CES Master Schedule which begins March 1st!

<https://www.hcpss.org/2020-2021/hybrid-schedules/ces/>



CES New School Hours Reminder!!

Arrival Begins : 9:30 AM

Classes Starts : 9:45 AM

Dismissal Begins : 4:10 PM

What are some tips to prepare your child?

- You may want to have your child start wearing their mask for longer periods of time. In the house, etc. maybe make it a game and see if they can “beat the clock” each time
- Use a measuring tape to show kids what 6 feet looks like.
- Practice having younger kiddos start opening their lunch boxes, snacks, food, etc on their own.
- This is really a great time to make sure kids know how to tie their shoes (or consider that do not require tying) and zip up their coats.



How will know if my child is Group A or B? How will know what bus to ride?

- Group A and B information for families will be released the early next week, hopefully Monday or Tuesday.
- School Bus Locator should be ready for families to access tomorrow.

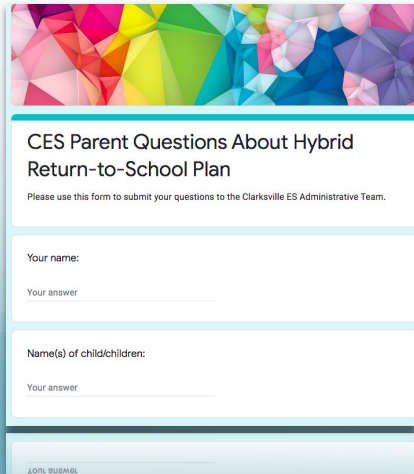
Q and A



WOW...that's a lot of information!

Please take some time to process all that we have shared!

If you still have questions not covered by this presentation, please use this link to submit them:



The image shows a screenshot of a Google Form. At the top, there is a colorful geometric pattern header. Below the header, the title of the form is "CES Parent Questions About Hybrid Return-to-School Plan". Underneath the title, there is a small instruction: "Please use this form to submit your questions to the Clarksville ES Administrative Team." The form contains two text input fields. The first field is labeled "Your name:" and the second field is labeled "Name(s) of child/children:". Both fields have "Your answer" written below them, indicating they are empty. At the bottom of the form, there is a small "COPY URL" button.

<https://forms.gle/hHhaHkBhBz5Cd58m8>